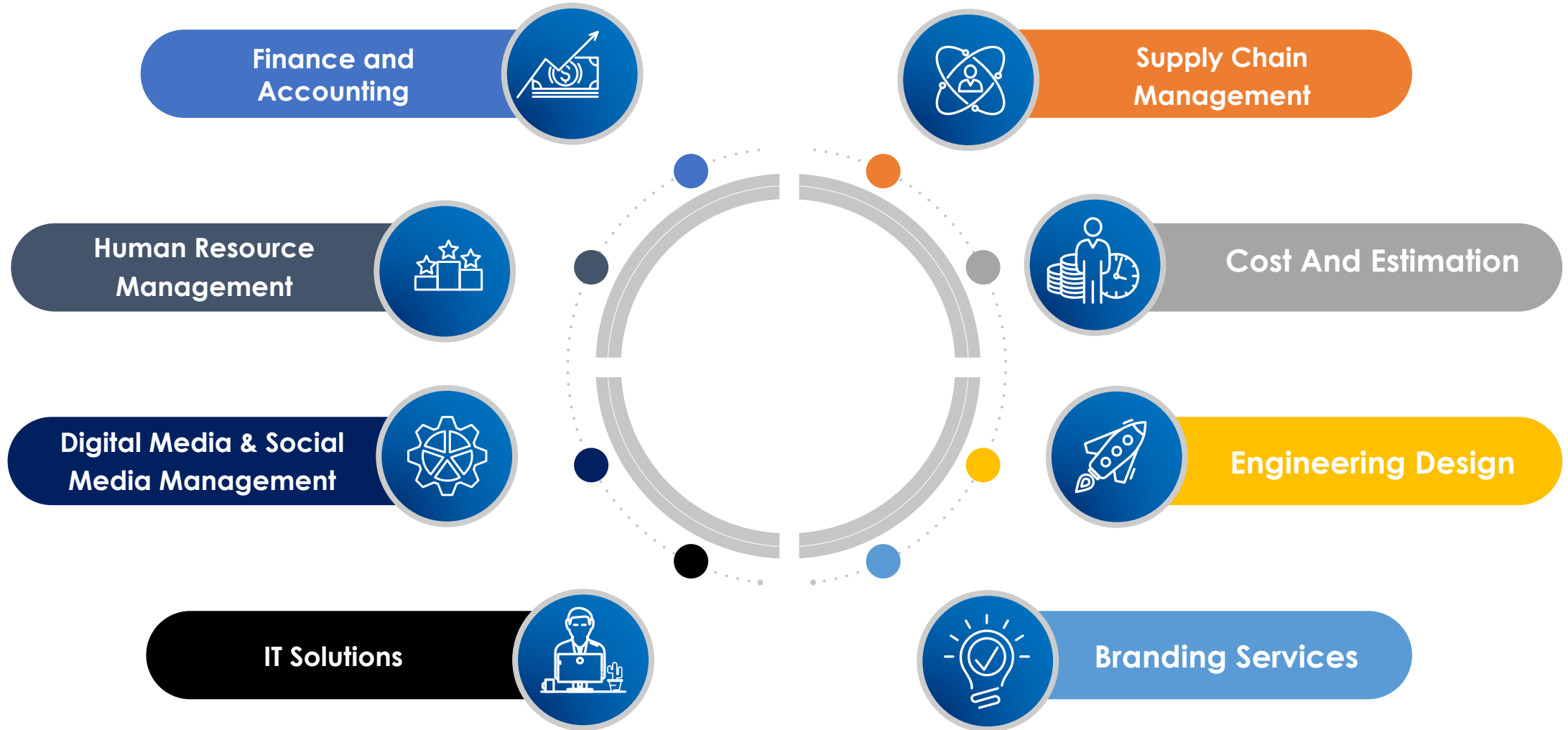


CORPORATE PROFILE

UNISERVE – PROCESS OUTSOURCING

OUR SERVICE OFFERINGS




VISION



To become the world class professional service provider using cutting-edge technologies which can foster our client's economic growth via commitment, hard work and reliability.

MISSION



To pursue excellence in all operations by improving quality standards and procedures and developing competitive people that can best render a world class service to clients.



VALUES



ETHICS



QUALITY SERVICE



FINANCE & ACCOUNTING

Finance & Accounting

- Financial Reporting & Accounting
- Account Payables & Account Receivables and Collection
- Auditing & Compliance Support
- General Ledger
- MIS, Financial Statements & Reporting
- Fixed Assets Management
- Transaction Support
- Supplier & Bank Reconciliation
- Client Invoicing
- Credit Control
- Internal Audit
- VAT & GST Filing



Financial Analysis & MIS


- 01 Monthly Reports**
Collection Reports , Revenue reports, PO Reports,etc
- 02 Cash flow Analysis**
We analyze the receivables against the cost and make a monthly cashflow statement
- 03 Budget vs Revenue Analysis**
Revenue is mapped vs the budget and convey the same to departments on a regular basis
- 04 Division wise Reports & Analysis**
Revenue is mapped vs the budget and convey the same to departments on a regular basis



A conceptual graphic for Human Resource Management. A person's hands are shown holding a glowing globe. The globe is surrounded by various icons representing human resources, such as people silhouettes, charts, and pie charts. The background is dark with a blurred image of a person in a white lab coat.

HUMAN RESOURCE MANAGEMENT

HUMAN RESOURCE MANAGEMENT



A person's hands are shown holding a smartphone. Above the phone, several social media icons are floating in a semi-transparent, glowing manner. These icons include a person profile, a heart, two speech bubbles, and a thumbs-up. The background is dark and out of focus, with some bokeh light spots.

Digital Media and Social Media Management

DIGITAL MEDIA AND SOCIAL MEDIA MANAGEMENT




WEB DESIGN

- Website Design ●
- Website Development ●
- SEO ●
- Optimisation of Website ●

BRANDING

- Brand Identity & Design ●
- Motion Graphics & Illustration ●
- Corporate Presentation ●
- Social Media Design ●



SOCIAL MEDIA

- Social Media Management
- Content Writing
- Reporting
- Performance Marketing

DIGITAL CONTENT

- Brochure Design
- Flyers Design
- Hoarding Design
- Event Management

A silhouette of a person in a suit walking away from the camera down a long, brightly lit server aisle. The server racks on both sides are filled with glowing blue and purple lights, creating a futuristic atmosphere. The floor is highly reflective, mirroring the person and the lights.

IT SOLUTIONS

IT SOLUTIONS



A 3D digital rendering of a port at night. The scene is filled with stacks of colorful shipping containers in shades of blue, red, and yellow. Several large gantry cranes are visible, some with yellow containers being lifted. The background is a dark blue sky with out-of-focus bokeh lights in various colors, creating a futuristic and industrial atmosphere.

Supply Chain Management

Supply Chain Management



Sourcing Management

- Strategic Sourcing
- Tactical / Operational Sourcing
- LCC Sourcing / Global Sourcing Service
- (Low Cost Country)



Logistics Service

- Strategic Sourcing
- Tactical / Operational Sourcing
- LCC Sourcing / Global Sourcing Service
- (Low Cost Country)



Supplier Management Services

- Supplier Screening & Evaluation
- Supplier Performance Management
- Supplier Relation Management



Procurement Management Service

- Supplier Screening & Evaluation
- Supplier Performance Management
- Supplier Relation Management



Data Analytics

- Procurement to pay services
- Order to Delivery Service
- ITT Bidding / Tendering Services
- Catalogue Procurement Services
- Base & Plant Services
- Facility Management



Warehouse Inventory Services (WHM & Inventory)






- Re-order level management (Min-Max)
- Consuming trend / Non Moving Items management
- Inventory Optimization Services

A person in a blue business suit is shown from the chest down, with their hands hovering over a digital data visualization. The visualization consists of a bar chart with a line graph overlaid, showing various data points and trends. The background is dark and blurred, suggesting an office environment.

Costing & Estimation

Cost & Estimation



-  **Civil and Structural** **1** Material
-  **Mechanical and Piping** **2** Manpower
-  **Electrical and Instrumentation** **3** Tools & Equipment
-  **Automation** **4** Construction
-  **Fire and Gas** **5** Installation

Oil & Gas / Energy Sector

Commercial Buildings

Water Treatment Plants & Industries

Engineering Design



Engineering Design

- 2D & 3D CAD Services
- Digitization Services
- Civil Design
- Electrical Design
- Piping Design
- Basic & Detail Engineering Design
- Construction Drawings



INDUSTRIES WE SERVE



Oil & Gas



BPM & ITES



Start-ups & New Age
Digital



E commerce



Pharma, Healthcare
& Life Sciences



Manufacturing



Energy &
Infrastructure



Auto & Ancillary



IT Products
& Services



Engineering
and R&D



Retail



Logistics



Personnel &
Confidential Search



Aerospace



Defence

CONTACT AND FIND US

bd@cygnussolutions.in

www.cygnussolutions.in

+91 81238 39953

